

# VOXEL+

COLLECTION

# MOTTO

FUTURE SURFACES

20  
- 23 -  
20  
- 24

The use of these tiles in any space will surely add a touch of sophistication, elegance, and finesse.

Crafted with a unique blend of textures, these tiles offer a sophisticated yet timeless touch to any space.

CONTINUA+

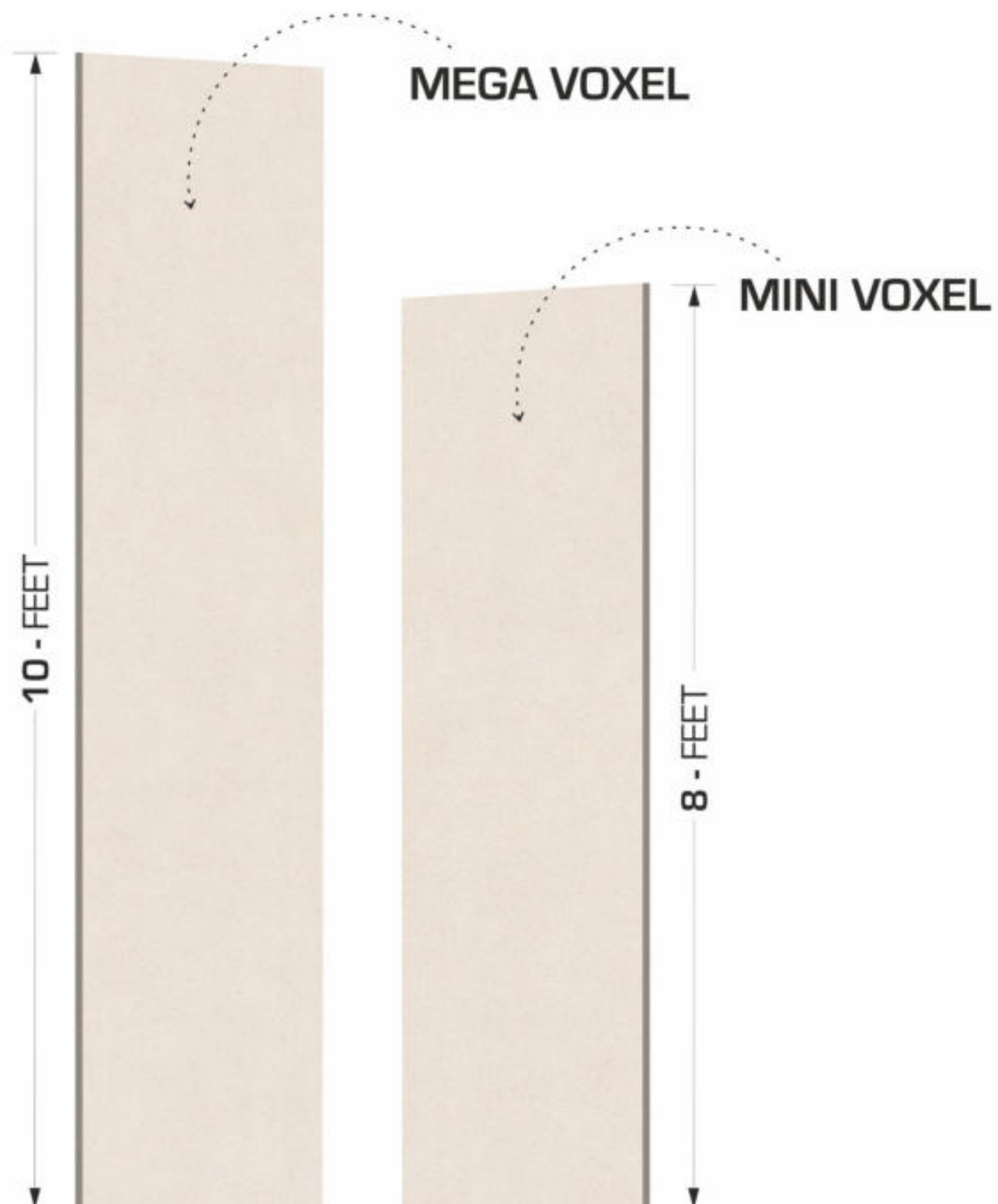
VOXEL+

COLLECTION

DISCOVER  
GLORIOUS  
EXCELLENCE

The combination of colors and designs allows for a truly individualized look that can be tailored to any aesthetic. The use of these tiles in any space will surely bring an air of sophistication and timelessness.

With these pieces, you can create an atmosphere that feels special to you and invites conversation and creativity.



**APPROPRIATE  
LEVEL OF  
SOPHISTICATION**

### Available Size

We have chosen for you our 800 x 3000 mm and 800 x 2400 mm size with 15 mm thickness. This size is perfect for those wanting to make a statement in any space. By choosing this size, you are guaranteed to create a beautiful atmosphere that not only fits perfectly in any room but will also invite conversation and creativity. This size is perfect for those wanting to make a bold and vibrant statement in any space.

This size enhances the aesthetic appeal of your property and promotes a cozy environment in both commercial and residential areas. We offer a wide range of beautifully crafted tiles. As a result, creating your dream space is simple.

With our different sizes, shapes, and colors to choose from, you are sure to find a tile that fits your design style. Whether you are looking to create a timeless, classic look or something more modern and sophisticated, our tiles can help you achieve your desired aesthetic.



## Tile Spectrum

Our range of tiles includes a variety of colors and finishes to suit every style and budget. We specialize in producing high-quality tiles using advanced technology and sustainable practices. Our products are known for their durability, aesthetic appeal, and ability to withstand wear and tear, making them ideal for both residential and commercial use.

● GLOSSY ▲ MATT

✚ 15mm Thickness

**ELEVATE YOUR  
STYLE WITH  
SPLENDOR**

VOXEL BARLEY

VOXEL BIANCO

VOXEL COCO

VOXEL GREY

VOXEL NERO

VOXEL WHITE





Double Bevel



Crescent



Big Bevel



Small Bevel



Top Radius

### Joint Possibilities



Birds beak



45° corner



Soft corner

### Edge Profile

MOTTO's countertops come in a variety of colors and materials, all with one thing in common: They are designed to be strong and resilient, able to withstand wear and tear over time. The cutouts of our tiles are exceptional, and the edges of these tiles are designed to offer a special sense of sophistication with a beveled design that adds a unique aesthetic to any space.

[www.mottogroup.in](http://www.mottogroup.in)



OFFICE  
TABLE



STAIRCASE



TABLE  
TOP



SHELVES



KITCHEN  
COUNTER TOP



DINING  
TABLE



DOOR / WINDOW  
FRAME



LIVING  
ROOM



OFFICE  
TABLE



STAIRCASE



TABLE  
TOP



SHELVES



KITCHEN  
COUNTER TOP



DINING  
TABLE



DOOR / WINDOW  
FRAME

**FULL BODY**  
SERIES



**MEGA VOXEL  
BARLEY**

Size:  
**800X3000MM**



SCAN FOR  
VIRTUAL



**MINI VOXEL  
BARLEY**

Size:  
**800X2400MM**



SCAN FOR  
VIRTUAL

Type:  
**FULL BODY**

● GLOSSY ▲ MATT

+ 15mm Thickness



MATT

GLOSSY

**MOTTO**  
FUTURE SURFACES



Italian Technology



**FLEXIBLE BODY**





**MOTTO**  
FUTURE SURFACES

**VOXEL BARLEY**



MAGNIFICENT TONES PRODUCE A SENSATION OF EXCLUSIVITY AND REFINEMENT.

**FULL BODY**  
SERIES

## Indoor Application

These tiles are ideal for indoor applications such as kitchen backsplashes, bathroom walls, and accent walls in living rooms or bedrooms. Their unique design and color options allow for endless possibilities in creating a stylish and modern look.







OFFICE  
TABLE



STAIRCASE



TABLE  
TOP



SHELVES



KITCHEN  
COUNTER TOP



DINING  
TABLE



DOOR / WINDOW  
FRAME

**FULL BODY**  
SERIES



Type:  
**FULL BODY**

● GLOSSY ▲ MATT

+ 15mm Thickness



**MEGA VOXEL  
BIANCO**

Size:  
**800X3000MM**



SCAN FOR  
VIRTUAL

**MINI VOXEL  
BIANCO**

Size:  
**800X2400MM**



SCAN FOR  
VIRTUAL

**MOTTO**  
FUTURE SURFACES



Italian Technology

 **FLEXIBLE BODY**



MOTTO  
FUTURE SURFACES

VOXEL BIANCO





Highly  
Sustainable



Solid

**FULL BODY**  
SERIES

## A SELECTION OF BEAUTIFULLY CRAFTED TILES

### Embodiment of Beauty

Each tile is crafted using state-of-the-art technology to ensure superior quality. Furthermore, our commitment to using only the finest materials guarantees the durability and longevity of our products. From small accents to full-scale installations, our collection is built to last and designed to impress. These premium surfaces come in a variety of unique designs, which makes them unparalleled masterpieces. With its appealing shades and features, each tile is a masterpiece on its own.

Crafted from the finest materials and created with exacting attention to detail. Through unconventional skills and a team of designers that constantly develops new eras of themes and concepts. Any space can be instantly updated with our collection because of its sleek and contemporary look.

These tiles are not only aesthetically pleasing but also highly sustainable, making them a great choice for those who value both style and environmental responsibility. With their durability and timeless appeal, they are sure to enhance any space for years to come.



OFFICE  
TABLE



STAIRCASE



TABLE  
TOP



SHELVES



KITCHEN  
COUNTER TOP



DINING  
TABLE



DOOR / WINDOW  
FRAME


**FULL BODY**  
SERIES



Type:  
**FULL BODY**

● GLOSSY ▲ MATT

± 15mm Thickness



**MEGA VOXEL  
COCO**

Size:  
**800X3000MM**



SCAN FOR  
VIRTUAL

**MINI VOXEL  
COCO**

Size:  
**800X2400MM**



SCAN FOR  
VIRTUAL

**MOTTO**  
FUTURE SURFACES



Italian Technology

 **FLEXIBLE BODY**



MOTTO  
FUTURE SURFACES



VOXEL COCO



OFFICE  
TABLE



STAIRCASE



TABLE  
TOP



SHELVES



KITCHEN  
COUNTER TOP





DINING  
TABLE



DOOR / WINDOW  
FRAME

**FULL BODY**  
SERIES



Type:  
**FULL BODY**

● GLOSSY ▲ MATT

+ 15mm Thickness



**MEGA VOXEL  
GREY**

Size:  
**800X3000MM**



SCAN FOR  
VIRTUAL

**MINI VOXEL  
GREY**

Size:  
**800X2400MM**



SCAN FOR  
VIRTUAL



**MOTTO**  
FUTURE SURFACES

Italian Technology



**FLEXIBLE BODY**



MOTTO  
FUTURE SURFACES



VOXEL GREY





OFFICE  
TABLE



STAIRCASE



TABLE  
TOP



SHELVES



KITCHEN  
COUNTER TOP



DINING  
TABLE



DOOR / WINDOW  
FRAME


**FULL BODY**  
SERIES



Type:  
**FULL BODY**

● GLOSSY ▲ MATT

✚ 15mm Thickness



**MEGA VOXEL  
NERO**

Size:  
**800X3000MM**



SCAN FOR  
VIRTUAL

**MINI VOXEL  
NERO**

Size:  
**800X2400MM**



SCAN FOR  
VIRTUAL

**MOTTO**  
FUTURE SURFACES



Italian Technology



**FLEXIBLE BODY**



**MOTTO**  
FUTURE SURFACES

**VOXEL NERO**



IT IS EXQUISITELY MADE WITH HIGH-QUALITY MATERIALS THAT ENSURE LONGEVITY.

Italian Technology



## Outdoor Application

The durability of these tiles makes them suitable for outdoor applications such as patios, pool decks, and walkways. Their slip-resistant surface ensures safety, while their stunning design adds an element of elegance to any outdoor space.

[www.mottogroup.in](http://www.mottogroup.in)







OFFICE  
TABLE



STAIRCASE



TABLE  
TOP



SHELVES



KITCHEN  
COUNTER TOP



DINING  
TABLE



DOOR / WINDOW  
FRAME

## FULL BODY SERIES



Type:  
**FULL BODY**

● GLOSSY ▲ MATT

+ 15mm Thickness



**MEGA VOXEL  
WHITE**

Size:  
**800X3000MM**



SCAN FOR  
VIRTUAL

**MINI VOXEL  
WHITE**

Size:  
**800X2400MM**



SCAN FOR  
VIRTUAL

**MOTTO**  
FUTURE SURFACES



Italian Technology



FLEXIBLE BODY

A modern, multi-story building with a facade of large, white, rectangular panels. The building features several large glass windows with dark frames, reflecting the sky and surrounding environment. The sky is blue with scattered white clouds. In the foreground, there is a dark paved area, green grass, and some small white flowers. The overall aesthetic is clean and contemporary.

**MOTTO**  
FUTURE SURFACES

**VOXEL WHITE**

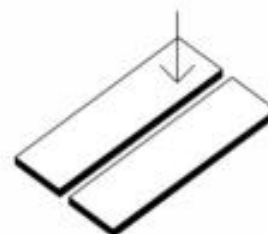


15MM

## DISCOVER MIRACULOUS CHARACTERISTICS

### Specific Attributes

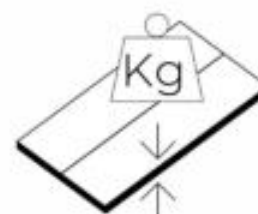
Combining aesthetic quality and versatility, this tile provides a unique way to liven up any living space. With their diverse range of textures and colors, these tiles create a visually stimulating atmosphere that adds sophistication and character to any space. Not only do they bring a unique flair to any residential or commercial setting, but they are also extremely durable.



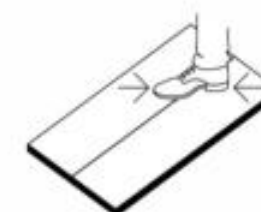
Easy to install



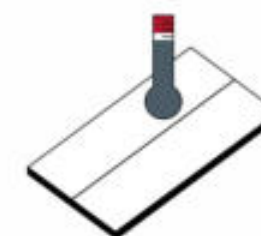
Easy to clean



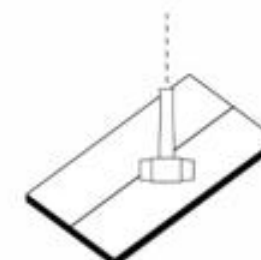
High tensile strength.



Antislip



Highly resistant

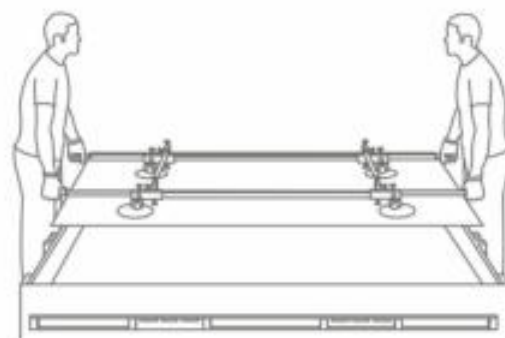
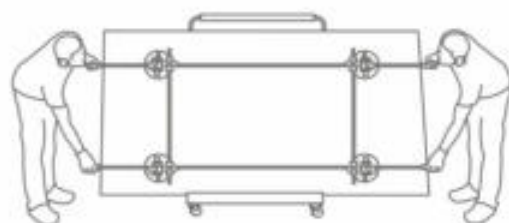


Stress-resistant.

## MANUALLY TRANSPORTING TILES

Only for 1/4" Slabs

### MOVING A TILE



### RAISING A IMMEDIATE TILE ONTO A BENCH

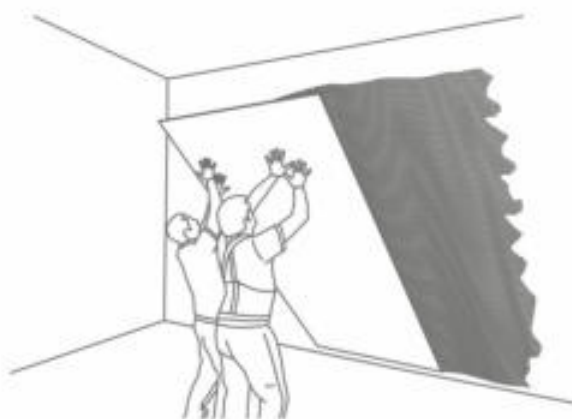


✗ INCORRECT

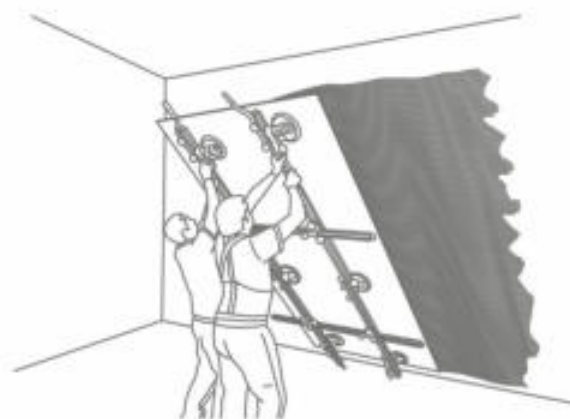


✓ CORRECT

### HANDLING IMMEDIATE TILE FOR WALL



✗ INCORRECT



✓ CORRECT

## WORKING WITH THE VARIOUS VERSIONS OF TILES

### CUTTING WITH DIAMOND DISCS



Our products can be cut using diamond discs fitted onto the hand-held electrical grinding machine. The speed of Disc rotation must be high (>10000 RPM) and should have a low feed rate (< 1 m/min). It may be required to cool the disc with water. Recommended discs are the thin types generally used for cutting porcelain stoneware. The surface should be kept on a FLAT base while cutting without any gap underneath.

### DRILLING



You can use cutting discs fitted to battery-operated screwdrivers or angle grinders, electrical drills as an alternative.

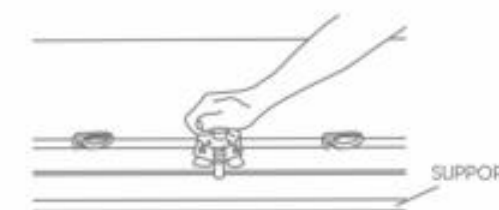
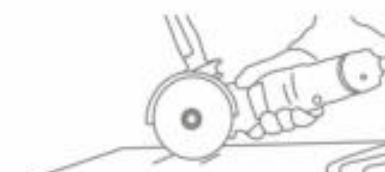
### INTERNAL CUT / L-SHAPED CUT



To get internal and L-shaped corners & to reduce the risk of breakage, round off the vertex of the internal corner using bits with a radius of at least 5mm. Then cut with diamond discs, be cautious to stop moving the cutting tool forward. To drill and cut using diamond discs, follow the instructions provided above.

When using these tools:  
-Cool the point being drilled with water  
-Don't put too much pressure and bear in mind the resistance of the type of laminated stoneware you are working on  
-If you are using tungsten bits, start drilling at a low speed  
-If you are using drills or screwdrivers, do not select hammering mode

### EDGE-FINISHING





INSTRUCTIONS FOR MANUAL INSTALLATION

SINGLE LAYER METHOD



DOUBLE-LAYER METHOD



COMPRESSING THE TILE



IMPORTANT

All cutout corners must have a minimum diameter of 1/4".Never leave 90° angles.We recommend radiuses of more than 1/4" when the kitchen the design allows as it makes the countertop firmer.



CLEANING & MAINTENCE

Our products are non porous (due to their high quality raw materials, stringent production parameters and state of the art technology), hence any dust or deposited waste cannot penetrate the surface.

For most cases only a damp cloth is sufficient for cleaning.

Regular cleaning highlights the aesthetic features of the surface and gives it exceptional shine.

For highly aggressive cleaning caused by some common food and substances follow the table below.

TYPE OF STAIN	CHEMICAL PRODUCT	EXAMPLE
Grease	Alkaline - Solvent	Detergent
Oil	Solvent	Ammonia, Backing Soda
Ink	Oxidant - Solvent	Alcohol, Liquid Bleach, Nail Paint Remover
Rust	Acid	Hydrochloric Acid, Vinegar, Red Harpic
Lime	Acid	Descaling Reagent, Hydro Chloric Acid
Cement	Acid	Hydro Chloric Acid
Wine	Alkaline	Ammonia, Liquid Bleach
Coffee	Alkaline - Solvent	Ammonia, Liquid Bleach
Rubber	Solvent	Alcohol, Thinner
Plaster	Acid	Hydro Chloric Acid
Candle Wax	Solvent	Alcohol, Thinner
Iodine	Oxidant	Liquid Bleach
Blood	Oxidant	Liquid Bleach
Ice Cream	Alkaline	Liquid Bleach

Note: It is recommended that any kind of stain needs to get clean immediately / as soon as possible.

TECHNICAL SPECIFICATIONS

CHARACTERISTIC	STANDARD AS PER ISO-13006/2018 En14411 gr.bla	MOTTO VALUE	TEST METHOD
Regulatory Properties			
Deviation in Length & Width	±0.5%	±0.2%	ISO 10545-2
Deviation in Thickness	±5%	±5%	ISO 10545-2
Straightness of Sides	±0.5%	±0.2%	ISO 10545-2
Rectangularity	±0.5%	±0.2%	ISO 10545-2
Surface Flatness	±0.5%	±0.3%	ISO 10545-2
Colour Difference	ΔE<1.00	ΔE<0.30	ISO 10545-16
Glossiness	As per Mfg.	As Per Mfg.	GlossMeter
Structural Properties			
Water Absorption	≤0.5 %	≤0.3 %	ISO 10545-3
Apparent Density	As Per Mfg.	>2.20 g/cc	ISO 10545-3
Massive Mechanical Properties			
Modulus of Repture	Min. 35N/mm²	Min. 40N/mm²	ISO 10545-4
Breaking Strength	Min. 1300 N	Min. 5000 N	ISO 10545-4
Impact Resistance	As per Mfg.	Min. 0.55	ISO 10545-4
Surface Mechanical Properties			
Surface Abrasion Resistance	As per Mfg.	Min. class 3	ISO 10545-7
Moh's Hardness	As per Mfg.	Min. class 4	BS EN 15771
Thermo Hygrometric Properties			
Frost Resistance	As Per Mfg.	Frost Proof	ISO 10545-12
Thermal Shock Resistance	Min. 10 Cycle	Min. 10 Cycle	ISO 10545-9
Moisture Expansion	Max. 0.6mm/m	Max. 0.02mm/m	ISO 10545-10
Thermal Expansion	Max. 9.0 x 10 <sup>-4</sup>	Max. 6.0x10 <sup>-4</sup>	ISO 10545-8
Chemical Properties			
Chemical Resistance	As Per Mfg.	No Damage	ISO 10545-13
Stain Resistance	Resistant	Resistant	ISO 10545-14
Safety Properties			
Slip Resistance	As per Mfg.	N. A.	DIN 51130
Fire Resistance	As per Mfg.	Fire Proof	N. A.

PACKING DETAILS

Dimension ( mm )	No. of PC's/Box	Square Feet	Weight ( Approx )
800x3000mm	1 Pcs.	25.83 Sq. Feet	83 Kg.
800x2400mm	1 Pcs.	20.67 Sq. Feet	68 Kg.



**MOTTO GROUP**

8-A N.H., Sartanpar Road, At, Sartanpar,  
Ta. Wakaner, Morbi - 363 621, Gujarat, INDIA.

**E-mail :** [sales@mottogroup.in](mailto:sales@mottogroup.in) | [www.mottogroup.in](http://www.mottogroup.in)  
**Toll-free Number :** 1800 123 2124